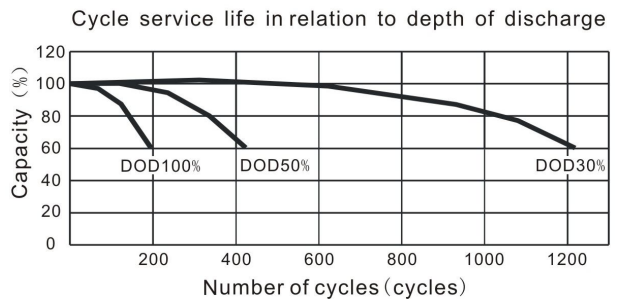
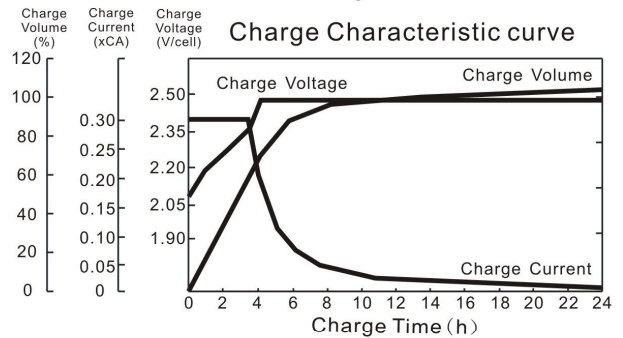
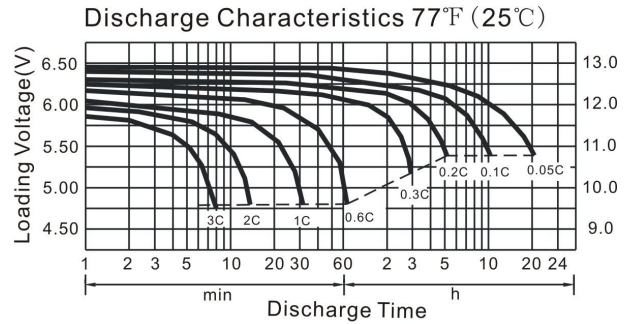


● **Specifications**

Nominal Voltage		6V
Rated Capacity 77°F(25°C) (20HR)		5.0Ah
Dimensions (mm/inch)	Length	70 (2.76)
	Width	47 (1.85)
	Height	101 (3.98)
	Total Height	107 (4.21)
Approx. Weight (kg/lbs)		0.79 (1.74)
Terminal		T1/T2

● **Characteristic**

Capacity 77°F(25°C)	20HR (0.250A)	5.00Ah
	10HR (0.465A)	4.65Ah
	5HR (0.850A)	4.25Ah
	1HR (3.050A)	3.05Ah
	15 min rate (9.25A)	2.31Ah
Internal Resistance	Full Charged Battery 77°F(25°C)	Approx. 20mΩ
Temperature dependence of capacity (20HR)	104°F(40°C)	102%
	77°F(25°C)	100%
	32°F(0°C)	85%
	5°F(-15°C)	65%
Self-Discharge 68°F(20°C) (Capacity after)	3 months	90%
	6 months	80%
	12 months	60%
Max. Discharge Current, 77°F(25°C)		75A(5s)
Floating design life, 77°F(25°C)		5 years
Constant Voltage Charge, 77°F(25°C)	Cycle	7.25~7.45V(-12mV/°C) max. current: 1.5 A
	Float	6.8~6.9V(-9mV/°C)



Constant Current Discharge Characteristics (A), 77°F(25°C)

F.V/TIME	5min	10min	15min	30min	60min	2H	3H	5H	8H	10H	20H
1.60V/cell	19.00	12.00	9.25	5.00	3.17	1.79	1.31	0.880	0.585	0.480	0.258
1.70V/cell	18.05	11.40	8.84	4.78	3.05	1.72	1.28	0.865	0.580	0.475	0.255
1.75V/cell	17.70	11.15	8.68	4.68	3.00	1.69	1.25	0.850	0.570	0.465	0.253
1.80V/cell	17.35	10.90	8.52	4.59	2.95	1.66	1.23	0.835	0.565	0.460	0.250

Constant Wattage Discharge Characteristics (Watt), 77°F(25°C)

F.V/TIME	5min	10min	15min	30min	60min	2H	3H	5H	8H	10H	20H
1.60V/cell	34.50	22.00	17.12	9.34	5.96	3.39	2.50	1.700	1.145	0.945	0.510
1.70V/cell	33.10	21.10	16.49	9.00	5.80	3.29	2.47	1.685	1.140	0.940	0.505
1.75V/cell	32.75	20.80	16.34	8.89	5.74	3.26	2.44	1.670	1.130	0.930	0.503
1.80V/cell	32.40	20.55	16.19	8.80	5.70	3.23	2.42	1.655	1.120	0.920	0.500