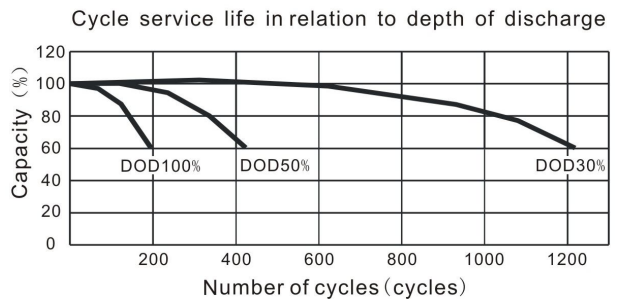
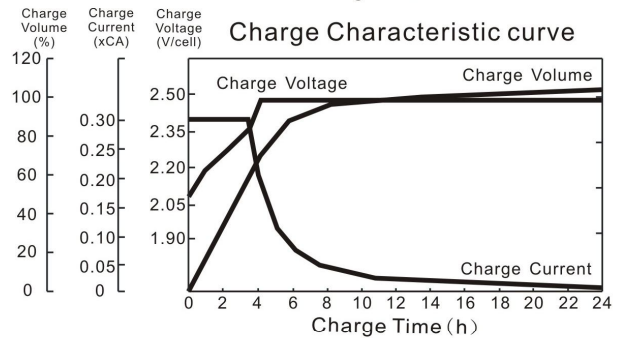
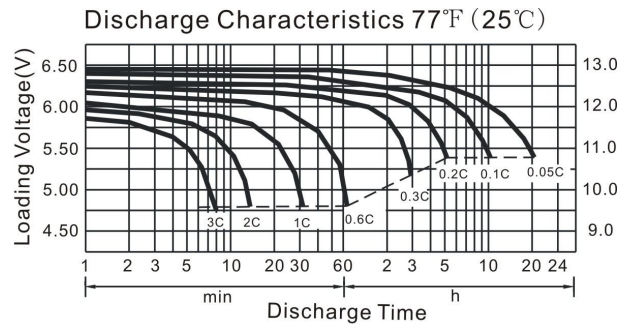


● **Specifications**

Nominal Voltage		12V
Rated Capacity 77°F(25°C) (20HR)		10.0Ah
Dimensions (mm/inch)	Length	151 (5.95)
	Width	98 (3.86)
	Height	95 (3.74)
	Total Height	101 (3.98)
Approx. Weight (kg/lbs)		3.0 (6.61)
Terminal		T1/T2

● **Characteristic**

Capacity 77°F(25°C)	20HR (0.50A)	10.0Ah
	10HR (0.93A)	9.3Ah
	5HR (1.70A)	8.5Ah
	1HR (6.10A)	6.1Ah
	15 min rate (18.5A)	4.6Ah
Internal Resistance	Full Charged Battery 77°F(25°C)	Approx. 18mΩ
Temperature dependence of capacity (20HR)	104°F(40°C)	102%
	77°F(25°C)	100%
	32°F(0°C)	85%
	5°F(-15°C)	65%
Self-Discharge 68°F(20°C) (Capacity after)	3 months	90%
	6 months	80%
	12 months	60%
Max. Discharge Current, 77°F(25°C)		150A(5s)
Floating design life, 77°F(25°C)		5 years
Constant Voltage Charge, 77°F(25°C)	Cycle	14.5~14.9V(-24mV/°C) max. current: 3 A
	Float	13.6~13.8V(-18mV/°C)



Constant Current Discharge Characteristics (A), 77°F(25°C)

F.V/TIME	5min	10min	15min	30min	60min	2H	3H	5H	8H	10H	20H
1.60V/cell	38.0	24.0	18.50	10.0	6.33	3.57	2.61	1.76	1.17	0.96	0.51
1.70V/cell	36.1	22.8	17.67	9.56	6.10	3.43	2.55	1.73	1.16	0.95	0.51
1.75V/cell	35.4	22.3	17.35	9.36	5.99	3.37	2.50	1.70	1.14	0.93	0.50
1.80V/cell	34.7	21.8	17.04	9.18	5.89	3.31	2.46	1.67	1.13	0.92	0.50

Constant Wattage Discharge Characteristics (Watt), 77°F(25°C)

F.V/TIME	5min	10min	15min	30min	60min	2H	3H	5H	8H	10H	20H
1.60V/cell	69.0	44.0	34.23	18.67	11.92	6.78	5.00	3.40	2.29	1.89	1.02
1.70V/cell	66.2	42.2	32.98	18.00	11.59	6.57	4.93	3.37	2.28	1.88	1.01
1.75V/cell	65.5	41.6	32.68	17.78	11.48	6.52	4.88	3.34	2.26	1.86	1.00
1.80V/cell	64.8	41.1	32.38	17.60	11.39	6.45	4.84	3.31	2.24	1.84	1.00