

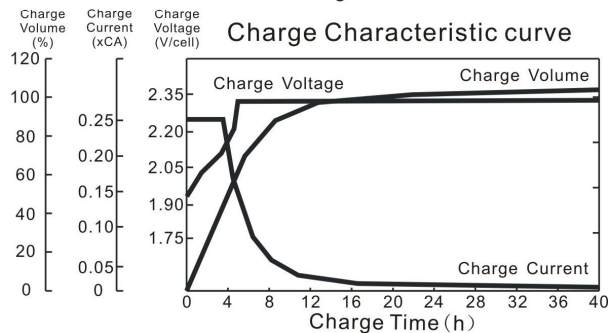
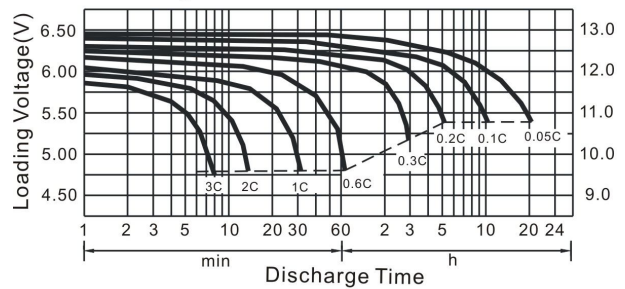
● **Specifications**

Nominal Voltage		12V
Rated Capacity 77°F(25°C) (10HR)		75.0Ah
Dimensions (mm/inch)	Length	258 (10.16)
	Width	166 (6.54)
	Height	210 (8.27)
	Total Height	228 (8.98)
Approx. Weight (kg/lbs)		23.6 (52.03)
Terminal		T5/T12

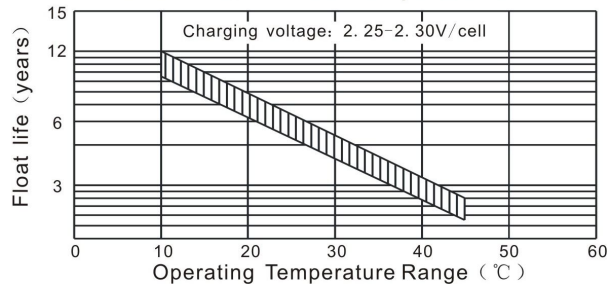
● **Characteristic**

Capacity 77°F(25°C)	20HR (3.975A)	79.5Ah
	10HR (7.500A)	75.0Ah
	5HR (12.75A)	63.8Ah
	1HR (41.25A)	41.3Ah
	15 min rate (131.3A)	32.8Ah
Internal Resistance	Full Charged Battery 77°F(25°C)	Approx. 5.5mΩ
Temperature dependence of capacity (10HR)	104°F(40°C)	102%
	77°F(25°C)	100%
	32°F(0°C)	85%
	5°F(-15°C)	65%
Self-Discharge 68°F(20°C) (Capacity after)	3 months	90%
	6 months	80%
	12 months	60%
Max. Discharge Current, 77°F(25°C)		600A(5s)
Floating design life, 77°F(25°C)		10 years
Constant Voltage Charge, 77°F(25°C)	Cycle	14.4~14.7V(-24mV/°C) max. current: 18.75 A
	Float	13.6~13.8V(-18mV/°C)

Discharge Characteristics 77°F (25°C)



Float service life VS temperature



Constant Current Discharge Characteristics (A), 77°F(25°C)

F.V/TIME	5min	10min	15min	30min	60min	2H	3H	5H	8H	10H	20H
1.60V/cell	255.0	165.0	131.2	75.0	43.5	27.02	19.92	13.47	9.00	7.82	4.09
1.70V/cell	242.3	156.8	125.4	71.7	42.0	25.99	19.47	13.22	8.91	7.75	4.05
1.75V/cell	231.0	147.0	123.1	70.2	41.3	25.50	19.08	12.98	8.73	7.62	4.02
1.80V/cell	216.8	135.8	120.9	68.9	40.6	25.06	18.75	12.75	8.63	7.50	3.98

Constant Wattage Discharge Characteristics (Watt), 77°F(25°C)

F.V/TIME	5min	10min	15min	30min	60min	2H	3H	5H	8H	10H	20H
1.60V/cell	452.6	299.7	240.6	138.1	80.6	50.40	37.52	25.58	17.25	15.26	7.98
1.70V/cell	434.1	287.4	231.9	133.3	78.4	48.95	37.00	25.33	17.22	15.24	7.97
1.75V/cell	417.8	272.0	229.8	131.7	77.7	48.45	36.57	25.08	17.01	15.11	7.96
1.80V/cell	395.6	253.5	227.7	130.3	77.1	48.03	36.25	24.87	16.97	15.00	7.95