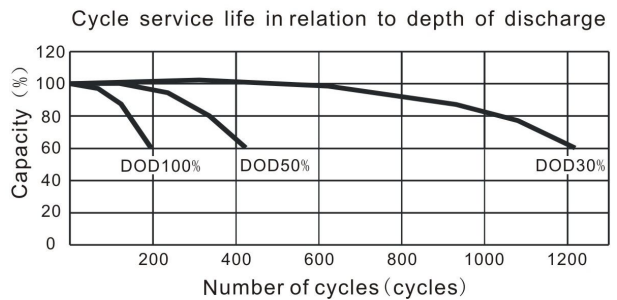
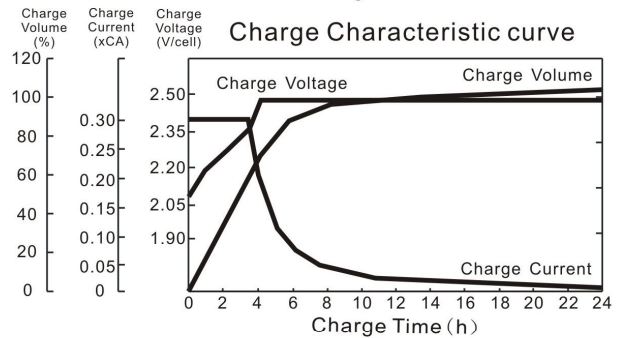
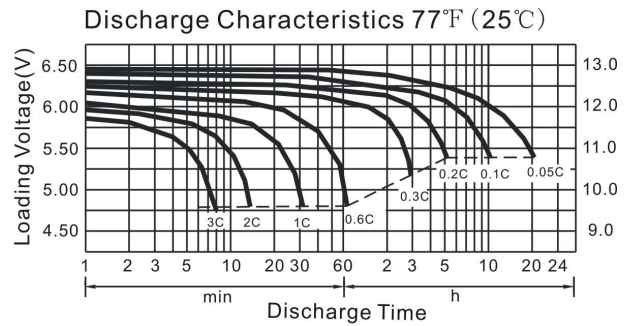


● **Specifications**

Nominal Voltage		12V
Rated Capacity 77°F(25°C) (20HR)		7.0Ah
Dimensions (mm/inch)	Length	151 (5.95)
	Width	65 (2.56)
	Height	95 (3.74)
	Total Height	101 (3.98)
Approx. Weight (kg/lbs)		2.0 (4.41)
Terminal		T1/T2

● **Characteristic**

Capacity 77°F(25°C)	20HR (0.350A)	7.00Ah
	10HR (0.651A)	6.51Ah
	5HR (1.190A)	5.95Ah
	1HR (4.270A)	4.27Ah
	15 min rate (12.95A)	3.24Ah
Internal Resistance	Full Charged Battery 77°F(25°C)	Approx. 22mΩ
Temperature dependence of capacity (20HR)	104°F(40°C)	102%
	77°F(25°C)	100%
	32°F(0°C)	85%
	5°F(-15°C)	65%
Self-Discharge 68°F(20°C) (Capacity after)	3 months	90%
	6 months	80%
	12 months	60%
Max. Discharge Current, 77°F(25°C)		105A(5s)
Floating design life, 77°F(25°C)		5 years
Constant Voltage Charge, 77°F(25°C)	Cycle	14.5~14.9V(-24mV/°C) max. current: 2.1A
	Float	13.6~13.8V(-18mV/°C)



Constant Current Discharge Characteristics (A), 77°F(25°C)

F.V/TIME	5min	10min	15min	30min	60min	2H	3H	5H	8H	10H	20H
1.60V/cell	26.60	16.80	12.95	7.00	4.43	2.50	1.83	1.232	0.819	0.672	0.361
1.70V/cell	25.27	15.96	12.37	6.69	4.27	2.40	1.79	1.211	0.812	0.665	0.357
1.75V/cell	24.78	15.61	12.15	6.55	4.19	2.36	1.75	1.190	0.798	0.651	0.353
1.80V/cell	24.29	15.26	11.93	6.43	4.12	2.32	1.72	1.169	0.791	0.644	0.350

Constant Wattage Discharge Characteristics (Watt), 77°F(25°C)

F.V/TIME	5min	10min	15min	30min	60min	2H	3H	5H	8H	10H	20H
1.60V/cell	48.30	30.80	23.96	13.07	8.34	4.75	3.50	2.380	1.603	1.323	0.714
1.70V/cell	46.34	29.54	23.09	12.60	8.11	4.60	3.45	2.359	1.596	1.316	0.707
1.75V/cell	45.85	29.12	22.88	12.45	8.04	4.56	3.42	2.338	1.582	1.302	0.703
1.80V/cell	45.36	28.77	22.67	12.32	7.97	4.52	3.39	2.317	1.568	1.288	0.700